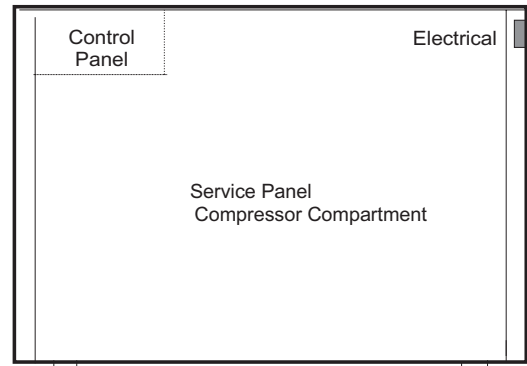
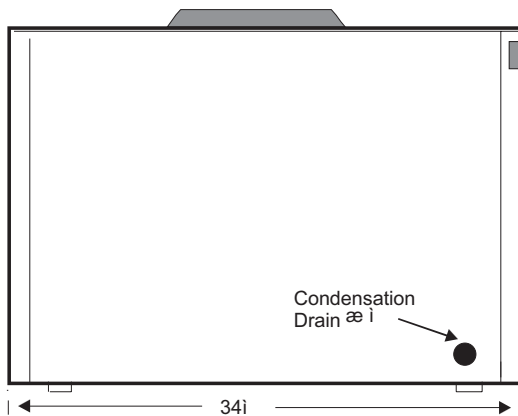


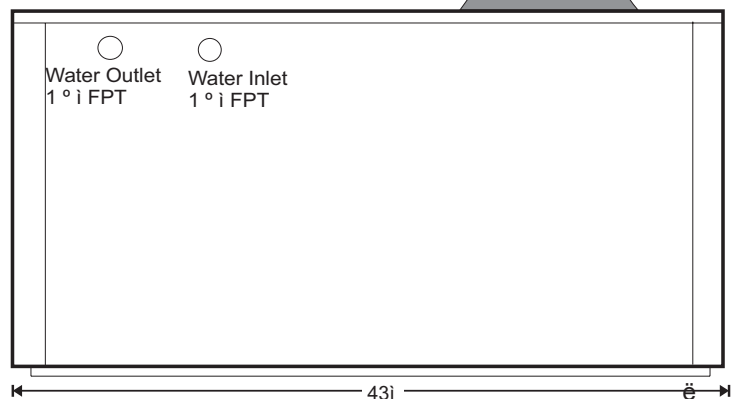
**Front View**



**Right End View**



**Left End View**



**Back View**

**MODEL HPAS 2 SR 118**

Heating Capacity	117,600 BTUH
Condenser Water Flow	25 GPM
Pressure Drop (cond.)	5.2 PSI
Entering Water Temp.	100.0 °F
Leaving Water Temp.	109.41 °F
COP	4.33
Compressors	MTE 64 Reciprocating
Voltage	208/230/60/3Ø
RLA/LRA	22.1128
Control Voltage	24 Volts
Minimum Circuit Amp.	20 compressor

Cooling Capacity	94,200 BTUH
Evaporator Construction	Copper/Aluminum
Cabinet Construction	Galvanized Cabinet
Entering Wet Bulb Temp.	72.0°F
Water Pump—1/6 HP	230/1Ø - 1.08 Amp
Cooling EER	12.58
Condensers	Double Wall Vented
Construction	Tube-in-Tube
Fan	230/60/1Ø -- 3.8 amps
Refrigerant Type	R-134A
Minimum Unit Amperage.	30 Amp.

**STANDARD FEATURES**

Compressors Service Valves	Liquid Line Dryer
Liquid Refrigerant Receiver	Hinged Control Panel
Liquid Line Sight Glass	Thermostatic Expansion Valves
Insulated Compressor Compartment	Pre-Wired Mechanical Control Panel
Compressor Adjustable Time Delay Relay	Insulated Suction Lines
Single Phase Protection	High Side Pressure Control
Five Year Compressor Warranty/One Yr. Parts	Low Side Pressure Control

**Options**

Painted Galvanize Cabinet
304 or 316 Stainless Steel Cabinet
Blower
Microprocessor Base Controls
Refrigerant Pump Down Solenoid Valves
TechniCoat 10-1 Evaporator Coated Coil
Warranty on all Parts & Labor Year 2-5

Note: In View of Continuous Product Improvements, design and specification are subject to change without Notice

Heat Harvester Energy Efficient Products  
 Manufactured by  
 Environmentally Engineered Equipment, Inc.

MODEL HPAS 2 SR 118													
WB TEMP.				ENTER WATER TEMP. F @ 25 GPM,									
72 DEG .	70	75	80	85	90	95	100	105	110	115	120	125	130
CMBTUH	114,055	110,748	107,440	104,133	100,825	97,518	94,210	90,760	87,310	83,860	80,410	76,960	73,510
HMBTUH	130,779	128,581	126,382	124,184	121,986	119,788	117,589	115,163	112,737	110,311	107,885	105,459	103,032
WATTS	6,000	6,325	6,650	6,975	7,300	7,625	7,950	8,250	8,550	8,850	9,150	9,450	9,750
EER	19.01	17.51	16.16	14.93	13.81	12.79	11.85	11	10.21	9.48	8.79	8.14	7.54
COP	6.39	5.96	5.57	5.22	4.9	4.6	4.33	4.09	3.86	3.65	3.45	3.27	3.1
LV. WTR	80.47	85.29	90.11	94.94	99.76	104.59	109.41	114.22	119.02	123.83	128.63	133.44	138.25
WB TEMP.				ENTER WATER TEMP. F @ 25 GPM,									
67 DEG .	70	75	80	85	90	95	100	105	110	115	120	125	130
CMBTUH	104,770	101,689	98,608	95,526	92,445	89,364	86,283	83,103	79,924	76,744	73,565	70,386	67,206
HMBTUH	121,408	119,351	117,294	115,236	113,179	111,122	109,065	106,823	104,583	102,342	100,101	97,861	95,619
WATTS	5,975	6,275	6,575	6,875	7,175	7,475	7,775	8,050	8,325	8,600	8,875	9,150	9,425
EER	17.53	16.21	15	13.89	12.88	11.96	11.1	10.32	9.6	8.92	8.29	7.69	7.13
COP	5.95	5.57	5.23	4.91	4.62	4.36	4.11	3.89	3.68	3.49	3.3	3.13	2.97
LV. WTR	79.72	84.55	89.39	94.22	99.06	103.89	108.73	113.55	118.37	123.19	128.01	132.83	137.65
WB TEMP.				ENTER WATER TEMP. F @ 25 GPM,									
62 DEG .	70	75	80	85	90	95	100	105	110	115	120	125	130
CMBTUH	95,485	92,630	89,775	86,920	84,065	81,210	78,355	75,446	72,538	69,629	66,720	63,811	60,903
HMBTUH	112,038	110,122	108,205	106,289	104,372	102,456	100,540	98,484	96,429	94,373	92,318	90,262	88,207
WATTS	5,950	6,225	6,500	6,775	7,050	7,325	7,600	7,850	8,100	8,350	8,600	8,850	9,100
EER	16.05	14.88	13.81	12.83	11.92	11.09	10.31	9.61	8.96	8.34	7.76	7.21	6.69
COP	5.52	5.18	4.88	4.6	4.34	4.1	3.88	3.68	3.49	3.31	3.15	2.99	2.84
LV. WTR	78.97	83.81	88.66	93.51	98.35	103.2	108.05	112.88	117.72	122.55	127.39	132.22	137.06
WB TEMP.				ENTER WATER TEMP. F @ 25 GPM,									
57 DEG .	70	75	80	85	90	95	100	105	110	115	120	125	130
CMBTUH	86,200	83,571	80,943	78,314	75,685	73,056	70,428	67,789	65,151	62,513	59,875	57,237	54,599
HMBTUH	102,668	100,892	99,117	97,341	95,566	93,790	92,015	90,144	88,274	86,404	84,534	82,664	80,794
WATTS	5,925	6,175	6,425	6,675	6,925	7,175	7,425	7,650	7,875	8,100	8,325	8,550	8,775
EER	14.55	13.53	12.6	11.73	10.93	10.18	9.49	8.86	8.27	7.72	7.19	6.69	6.22
COP	5.08	4.79	4.52	4.27	4.04	3.83	3.63	3.45	3.28	3.13	2.98	2.83	2.7
LV. WTR	78.22	83.07	87.93	92.79	97.65	102.51	107.36	112.21	117.06	121.92	126.77	131.62	136.47
WB TEMP.				ENTER WATER TEMP. F @ 25 GPM,									
52 DEG .	70	75	80	85	90	95	100	105	110	115	120	125	130
CMBTUH	76,915	74,513	72,110	69,708	67,305	64,903	62,500	60,133	57,765	55,398	53,030	50,663	48,295
HMBTUH	93,297	91,663	90,028	88,394	86,759	85,125	83,490	81,806	80,120	78,436	76,750	75,066	73,381
WATTS	5,900	6,125	6,350	6,575	6,800	7,025	7,250	7,450	7,650	7,850	8,050	8,250	8,450
EER	13.04	12.17	11.36	10.6	9.9	9.24	8.62	8.07	7.55	7.06	6.59	6.14	5.72
COP	4.63	4.38	4.15	3.94	3.74	3.55	3.37	3.22	3.07	2.93	2.79	2.67	2.54
LV. WTR	77.47	82.34	87.21	92.07	96.94	101.81	106.68	111.55	116.41	121.28	126.14	131.01	135.87
WB TEMP.				ENTER WATER TEMP. F @ 25 GPM,									
47 DEG .	70	75	80	85	90	95	100	105	110	115	120	125	130
CMBTUH	68,964	66,758	64,553	62,347	60,141	57,936	55,730	53,600	51,470	49,340	47,210	45,080	42,950
HMBTUH	84,964	83,461	81,959	80,456	78,957	77,455	75,952	74,419	72,887	71,354	69,821	68,288	66,756
WATTS	5,788	5,994	6,200	6,406	6,613	6,819	7,025	7,200	7,375	7,550	7,725	7,900	8,075
EER	11.91	11.14	10.41	9.73	9.09	8.5	7.93	7.44	6.98	6.54	6.11	5.71	5.32
COP	4.3	4.08	3.87	3.68	3.5	3.33	3.17	3.03	2.9	2.77	2.65	2.53	2.42
LV. WTR	76.8	81.68	86.56	91.44	96.32	101.2	106.08	110.96	115.83	120.71	125.59	130.47	135.34
WB TEMP.				ENTER WATER TEMP. F @ 25 GPM,									
42 DEG .	70	75	80	85	90	95	100	105	110	115	120	125	130
CMBTUH	61,013	59,004	56,995	54,986	52,978	50,969	48,960	47,068	45,175	43,283	41,390	39,498	37,605
HMBTUH	76,627	75,260	73,889	72,522	71,152	69,785	68,414	67,034	65,653	64,273	62,892	61,512	60,131
WATTS	5,675	5,863	6,050	6,238	6,425	6,613	6,800	6,950	7,100	7,250	7,400	7,550	7,700
EER	10.75	10.06	9.42	8.81	8.25	7.71	7.2	6.77	6.36	5.97	5.59	5.23	4.88
COP	3.96	3.76	3.58	3.41	3.24	3.09	2.95	2.83	2.71	2.6	2.49	2.39	2.29
LV. WTR	76.13	81.02	85.91	90.8	95.69	100.59	105.48	110.36	115.25	120.14	125.03	129.92	134.81