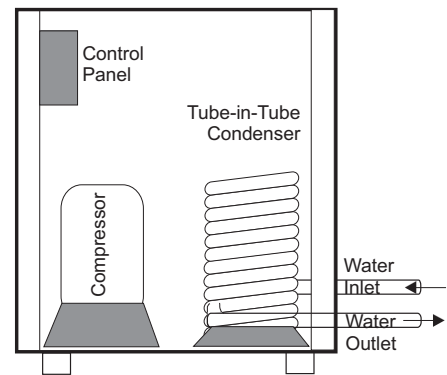
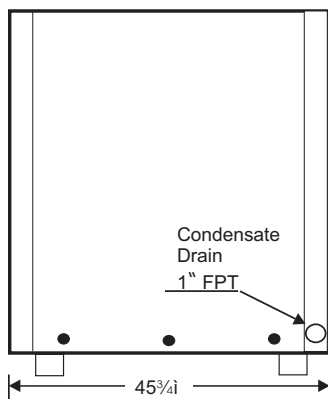


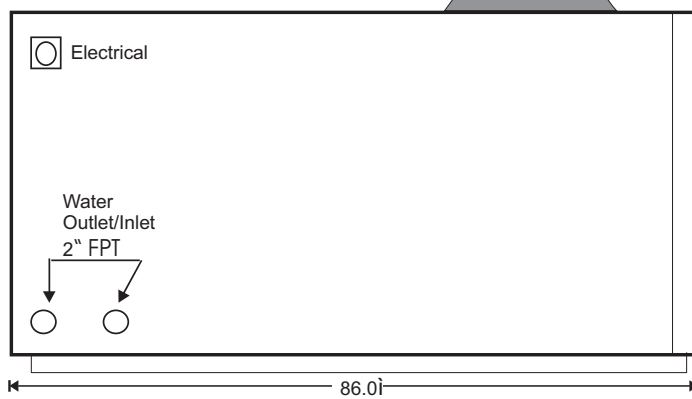
Front View



Right Side



Left Side



Back View

MODEL HPAS 5 SR 163

Heating Capacity	162,500 BTUH
Condenser Water Flow	50 GPM
Pressure Drop (cond.)	5.2 PSI
Entering Water Temp.	100 °F
Leaving Water Temp.	106.5 °F
COP	3.81
Compressors	(1)MTE 125 Reciprocating
Voltage	460/60/3Ø
RLA/LRA	14.66/105
Control Voltage	24 Volts
Min. Comp. Circuit Amp.	20

Cooling Capacity	132,100 BTUH
Evaporator Construction	Copper/Aluminum Fin
Cabinet Construction	Galvanize Steel
Entering Wet Bulb Temp.	72.0°F
Water Pump—3/4 HP	460/3/60 - 1.5 Amps
Cooling EER	13.0
Condensers	Double Wall Vented
Construction (Cond.)	Tube-in-Tube
Fan 3/4 HP	460/3/60 - 1.6 Amps
Refrigerant Type	R-134A
Minimum Unit Amperage.	40 Amp.

STANDARD FEATURES

- | | |
|---|-------------------------------|
| Liquid Receiver | Liquid Line Dryer |
| Compressors Service Valves | Thermostatic Expansion Valves |
| Liquid Line Sight Glass | Hinged Control Panel |
| Insulated Compressor Compartment | Pre-wired Mechanical Controls |
| Compressor Adjustable Time Delay Relay | Insulated Suction Lines |
| Single Phase/Voltage Protection | High Side Pressure Control |
| Five Year Compressor Warranty/One Yr. Parts | Low Side Pressure Control |

Options

- Micro-Processor Based Control System
- Painted Galvanize
- 304 or 316 Stainless Steel
- TechniCoat 10-1 Coated Evaporator Coil
- Blower
- Refrigerant Pump Down Solenoid Valves
- Warranty on all Parts & Labor Year 2-5

Note: In View of Continuous Product Improvements, design and specification are subject to change without Notice

Heat Harvester Energy Efficient Products
 Manufactured by
 Environmentally Engineered Equipment, Inc.

MODEL HPAS 5 SR 163															
WB TEMP.	ENTER WATER TEMP. F @ 50 GPM,														
72 DEG .	70	75	80	85	90	95	100	105	110	115	120	125	130	135	140
CMBTUH	161,731	156,793	151,854	146,916	141,977	137,039	132,100	126,791	121,483	116,174	110,865	105,556	100,248	94,939	89,630
HMBTUH	185,588	181,742	177,895	174,049	170,203	166,357	162,510	158,225	153,941	149,656	145,370	141,085	136,801	132,516	128,231
WATTS	8,240	8,560	8,880	9,200	9,520	9,840	10,160	10,460	10,760	11,060	11,360	11,660	11,960	12,260	12,560
EER	19.63	18.32	17.1	15.97	14.91	13.93	13	12.12	11.29	10.5	9.76	9.05	8.38	7.74	7.14
COP	5.75	5.37	5.01	4.68	4.37	4.08	3.81	3.55	3.31	3.08	2.86	2.65	2.46	2.27	2.09
LV. WTR	77.43	82.27	87.12	91.96	96.81	101.66	106.5	111.33	116.16	120.99	125.82	130.65	135.47	140.3	146.41
WB TEMP.	ENTER WATER TEMP. F @ 50 GPM,														
67 DEG .	70	75	80	85	90	95	100	105	110	115	120	125	130	135	140
CMBTUH	145,689	141,066	136,443	131,820	127,197	122,574	117,951	113,031	108,111	103,191	98,272	93,352	88,432	83,512	78,592
HMBTUH	169,290	165,657	162,023	158,390	154,757	151,124	147,491	143,472	139,453	135,430	131,412	127,393	123,374	119,352	115,333
WATTS	8,165	8,455	8,745	9,035	9,325	9,615	9,905	10,169	10,433	10,696	10,960	11,224	11,488	11,751	12,015
EER	17.84	16.68	15.6	14.59	13.64	12.75	11.91	11.12	10.36	9.65	8.97	8.32	7.7	7.11	6.54
COP	5.23	4.89	4.57	4.27	4	3.74	3.49	3.26	3.04	2.83	2.63	2.44	2.26	2.08	1.92
LV. WTR	76.77	81.63	86.48	91.34	96.19	101.05	105.9	110.74	115.58	120.42	125.26	130.1	134.94	139.78	145.77
WB TEMP.	ENTER WATER TEMP. F @ 50 GPM,														
62 DEG .	70	75	80	85	90	95	100	105	110	115	120	125	130	135	140
CMBTUH	129,647	125,340	121,032	116,725	112,417	108,110	103,802	99,271	94,740	90,209	85,678	81,147	76,616	72,085	67,554
HMBTUH	152,992	149,572	146,152	142,732	139,311	135,892	132,471	128,118	124,962	121,209	117,453	113,700	109,944	106,191	102,435
WATTS	8,090	8,350	8,610	8,870	9,130	9,390	9,650	9,878	10,105	10,333	10,560	10,788	11,015	11,243	11,470
EER	16.03	15.01	14.06	13.16	12.31	11.51	10.76	10.05	9.38	8.73	8.11	7.52	6.96	6.41	5.89
COP	4.7	4.4	4.12	3.86	3.61	3.37	3.15	2.94	2.75	2.56	2.38	2.2	2.04	1.88	1.73
LV. WTR	76.12	80.99	85.85	90.71	95.57	100.44	105.3	110.15	115	119.85	124.7	129.55	134.4	139.25	145.12
WB TEMP.	ENTER WATER TEMP. F @ 50 GPM,														
57 DEG .	70	75	80	85	90	95	100	105	110	115	120	125	130	135	140
CMBTUH	116,016	111,982	107,948	103,913	99,879	95,845	91,811	87,617	83,423	79,228	75,034	70,840	66,646	62,451	58,257
HMBTUH	138,798	135,566	132,334	129,101	125,869	122,637	119,405	115,880	112,358	108,832	105,307	101,782	98,261	94,735	91,210
WATTS	7,925	8,160	8,395	8,630	8,865	9,100	9,335	9,531	9,728	9,924	10,120	10,316	10,513	10,709	10,905
EER	14.64	13.72	12.86	12.04	11.27	10.53	9.84	9.19	8.58	7.98	7.41	6.87	6.34	5.83	5.34
COP	4.29	4.02	3.77	3.53	3.3	3.09	2.88	2.69	2.51	2.34	2.17	2.01	1.86	1.71	1.57
LV. WTR	75.55	80.42	85.3	90.17	95.04	99.91	104.78	109.64	114.5	119.36	124.21	129.07	133.93	138.79	144.56
WB TEMP.	ENTER WATER TEMP. F @ 50 GPM,														
52 DEG .	70	75	80	85	90	95	100	105	110	115	120	125	130	135	140
CMBTUH	116,016	111,982	107,948	103,913	99,879	95,845	91,811	87,617	83,423	79,228	75,034	70,840	66,646	62,451	58,257
HMBTUH	138,235	134,917	131,600	128,282	124,965	121,647	118,330	114,699	111,068	107,436	103,806	100,175	96,544	92,912	89,281
WATTS	7,760	7,970	8,180	8,390	8,600	8,810	9,020	9,185	9,350	9,515	9,680	9,845	10,010	10,175	10,340
EER	14.95	14.05	13.2	12.39	11.61	10.88	10.18	9.54	8.92	8.33	7.75	7.2	6.66	6.14	5.63
COP	4.38	4.12	3.87	3.63	3.4	3.19	2.98	2.79	2.61	2.44	2.27	2.11	1.95	1.8	1.65
LV. WTR	75.53	80.4	85.27	90.13	95	99.87	104.74	109.59	114.44	119.3	124.15	129.01	133.86	138.72	144.47
WB TEMP.	ENTER WATER TEMP. F @ 50 GPM,														
47 DEG .	70	75	80	85	90	95	100	105	110	115	120	125	130	135	140
CMBTUH	102,385	98,624	94,863	91,102	87,342	83,581	79,820	75,963	72,105	68,248	64,390	60,533	56,675	52,818	48,960
HMBTUH	123,829	120,710	117,594	114,478	111,363	108,243	105,127	101,745	98,361	94,975	91,592	88,209	84,825	81,439	78,056
WATTS	7,533	7,721	7,910	8,099	8,288	8,476	8,665	8,804	8,943	9,081	9,220	9,359	9,498	9,636	9,775
EER	13.59	12.77	11.99	11.25	10.54	9.86	9.21	8.63	8.06	7.52	6.98	6.47	5.97	5.48	5.01
COP	3.98	3.74	3.51	3.3	3.09	2.89	2.7	2.53	2.36	2.2	2.05	1.9	1.75	1.61	1.47
LV. WTR	74.96	79.83	84.71	89.58	94.46	99.33	104.21	109.07	113.94	118.8	123.67	128.53	133.39	138.26	143.9
WB TEMP.	ENTER WATER TEMP. F @ 50 GPM,														
42 DEG .	70	75	80	85	90	95	100	105	110	115	120	125	130	135	140
CMBTUH	90,904	87,378	83,852	80,326	76,801	73,275	69,749	66,181	62,614	59,046	55,478	51,910	48,343	44,775	41,207
HMBTUH	111,570	108,617	105,661	102,708	99,753	96,801	93,845	90,662	87,478	84,295	81,110	77,927	74,743	71,560	68,374
WATTS	7,305	7,473	7,640	7,808	7,975	8,143	8,310	8,423	8,535	8,648	8,760	8,873	8,985	9,098	9,210
EER	12.44	11.69	10.98	10.29	9.63	9	8.39	7.86	7.34	6.83	6.33	5.85	5.38	4.92	4.47
COP	3.65	3.43	3.22	3.01	2.82	2.64	2.46	2.3	2.15	2	1.86	1.71	1.58	1.44	1.31
LV. WTR	74.46	79.35	84.23	89.11	93.99	98.87	103.76	108.63	113.5	118.37	123.25	128.12	132.99	137.86	143.42