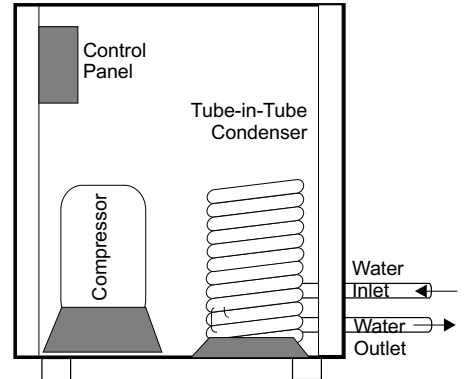
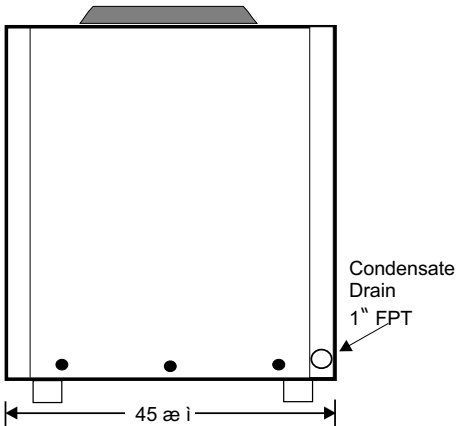


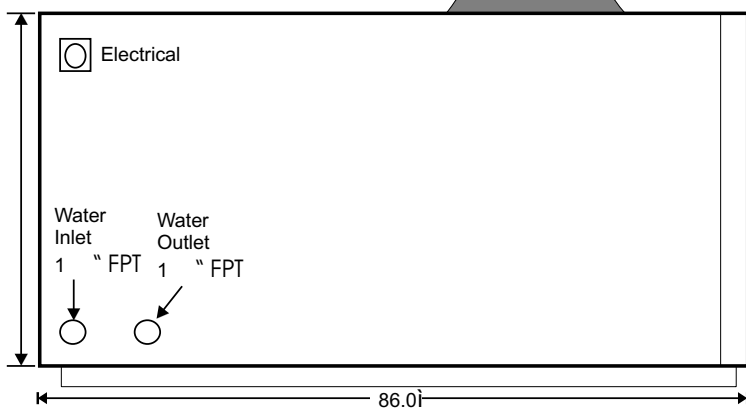
**Front View**



**Right Side**



**Left Side**



**Back View**

**MODEL HPAS 5 SS 144**

Heating Capacity	143,700 BTUH
Condenser Water Flow	40 GPM
Pressure Drop (cond.)	5.2 PSI
Entering Water Temp.	100 °F
Leaving Water Temp.	107.19 °F
COP	5.4
Compressors	(1) SZ 125 Scroll
Voltage	460/60/3Ø
RLA/LRA	14.9/120
Control Voltage	24 Volts
Min. Comp. Circuit Amp.	20

Cooling Capacity	143,700 BTUH
Evaporator Construction	Copper/Aluminum Fin
Cabinet Construction	Galvanize Steel
Entering Wet Bulb Temp.	72.0°F
Water Pump—3/4 HP	460/3/60 - 1.7 Amp
Cooling EER	15.56
Condensers	Double Wall Vented
Construction (Cond.)	Tube-in-Tube
Fan 1 HP	460/3/60 - 1.8 Amp
Refrigerant Type	R-134A
Minimum Unit Amperage.	30 Amp.

**STANDARD FEATURES**

Liquid Receiver	Liquid Line Dryer
Compressors Service Valves	Thermostatic Expansion Valves
Liquid Line Sight Glass	Hinged Control Panel
Insulated Compressor Compartment	Pre-wired Mechanical Controls
Time Delay for Compressors	Insulated Suction Lines
Single Phase Protection	High Side Pressure Control
Five Year Compressor Warranty/One Yr. Parts	Low Side Pressure Control

**Options**

Micro-Processor Based Control System
Painted Galvanize
304 or 316 Stainless Steel
Blower
Refrigerant Pump Down Solenoid Valves
TechniCoat 10-1 Coated Evaporator Coil
Warranty on all Parts & Labor Year 2-5

Note: In View of Continuous Product Improvements, design and specification are subject to change without Notice

Heat Harvester Energy Efficient Products  
 Manufactured by  
 Environmentally Engineered Equipment, Inc.

MODEL HPAS 5 SS 144															
WB TEMP.	ENTER WATER TEMP. F @ 40 GPM,														
72 DEG .	70	75	80	85	90	95	100	105	110	115	120	125	130	135	140
CMBTUH	140,200	137,250	134,300	131,200	128,100	124,750	121,400	118,250	115,100	110,950	106,800	102,900	99,000	95,100	91,200
HMBTUH	156,173	154,144	152,116	150,091	148,066	145,911	143,755	141,953	140,151	137,554	134,957	132,798	130,639	128,479	126,320
WATTS	5,930	6,200	6,470	6,785	7,100	7,450	7,800	8,195	8,590	9,045	9,500	10,010	10,520	11,030	11,540
EER	23.64	22.14	20.76	19.34	18.04	16.74	15.56	14.43	13.4	12.27	11.24	10.28	9.41	8.62	7.9
COP	7.72	7.28	6.89	6.48	6.11	5.74	5.4	5.08	4.78	4.46	4.16	3.89	3.64	3.41	3.21
LV. WTR	77.81	82.71	87.61	92.51	97.41	102.3	107.19	112.1	117.01	121.88	126.75	131.64	136.53	141.43	146.32
WB TEMP.	ENTER WATER TEMP. F @ 40 GPM,														
67 DEG .	70	75	80	85	90	95	100	105	110	115	120	125	130	135	140
CMBTUH	128,000	125,300	122,600	119,700	116,800	113,700	110,600	107,500	104,400	100,700	97,000	93,350	89,700	86,050	82,400
HMBTUH	144,041	142,263	140,484	138,642	136,800	134,895	132,989	131,237	129,486	127,321	125,157	123,231	121,304	119,378	117,452
WATTS	5,950	6,220	6,490	6,800	7,110	7,460	7,810	8,205	8,600	9,050	9,500	10,005	10,510	11,015	11,520
EER	21.51	20.14	18.89	17.6	16.43	15.24	14.16	13.1	12.14	11.13	10.21	9.33	8.53	7.81	7.15
COP	7.09	6.7	6.34	5.97	5.64	5.3	4.99	4.69	4.41	4.12	3.86	3.61	3.38	3.18	2.99
LV. WTR	77.2	82.12	87.03	91.93	96.84	101.75	106.65	111.56	116.48	121.37	126.26	131.16	136.07	140.97	145.87
WB TEMP.	ENTER WATER TEMP. F @ 40 GPM,														
62 DEG .	70	75	80	85	90	95	100	105	110	115	120	125	130	135	140
CMBTUH	115,800	113,350	110,900	108,200	105,500	102,650	99,800	96,750	93,700	90,450	87,200	83,800	80,400	77,000	73,600
HMBTUH	131,909	130,381	128,852	127,193	125,534	123,879	122,223	120,522	118,820	117,088	115,357	113,664	111,970	110,277	108,583
WATTS	5,970	6,240	6,510	6,815	7,120	7,470	7,820	8,215	8,610	9,055	9,500	10,000	10,500	11,000	11,500
EER	19.4	18.17	17.04	15.88	14.82	13.74	12.76	11.78	10.88	9.99	9.18	8.38	7.66	7	6.4
COP	6.47	6.12	5.8	5.47	5.17	4.86	4.58	4.3	4.04	3.79	3.56	3.33	3.12	2.94	2.77
LV. WTR	76.6	81.52	86.45	91.36	96.28	101.2	106.11	111.03	115.94	120.86	125.77	130.69	135.6	140.52	145.43
WB TEMP.	ENTER WATER TEMP. F @ 30 GPM,														
57 DEG .	70	75	80	85	90	95	100	105	110	115	120	125	130	135	140
CMBTUH	104,500	102,200	99,900	97,450	95,000	92,350	89,700	86,900	84,100	81,100	78,100	75,000	71,900	68,800	65,700
HMBTUH	120,643	119,248	117,852	116,443	115,034	113,579	112,123	110,672	109,220	107,738	106,257	104,847	103,436	102,026	100,615
WATTS	5,980	6,245	6,510	6,815	7,120	7,470	7,820	8,215	8,610	9,055	9,500	9,995	10,490	10,985	11,480
EER	17.47	16.37	15.35	14.3	13.34	12.36	11.47	10.58	9.77	8.96	8.22	7.5	6.85	6.26	5.72
COP	5.91	5.59	5.3	5.01	4.73	4.45	4.2	3.95	3.72	3.49	3.28	3.07	2.89	2.72	2.57
LV. WTR	76.03	80.96	85.89	90.82	95.75	100.68	105.61	110.54	115.46	120.39	125.31	130.24	135.17	140.1	145.03
WB TEMP.	ENTER WATER TEMP. F @ 40 GPM,														
52 DEG .	70	75	80	85	90	95	100	105	110	115	120	125	130	135	140
CMBTUH	94,000	91,900	89,800	87,500	85,200	82,800	80,400	77,800	75,200	72,450	69,700	66,850	64,000	61,150	58,300
HMBTUH	110,178	108,965	107,752	106,493	105,234	104,046	102,858	101,572	100,286	99,037	97,789	96,645	95,502	94,358	93,215
WATTS	5,990	6,250	6,510	6,815	7,120	7,475	7,830	8,215	8,600	9,040	9,480	9,980	10,480	10,980	11,480
EER	15.69	14.7	13.79	12.84	11.97	11.08	10.27	9.47	8.74	8.01	7.35	6.7	6.11	5.57	5.08
COP	5.39	5.11	4.85	4.58	4.33	4.08	3.85	3.62	3.42	3.21	3.02	2.84	2.67	2.52	2.38
LV. WTR	75.51	82.27	87.19	92.1	97.02	101.94	106.86	111.77	116.69	121.61	126.52	131.45	136.37	141.29	146.22
WB TEMP.	ENTER WATER TEMP. F @ 40 GPM,														
47 DEG .	70	75	80	85	90	95	100	105	110	115	120	125	130	135	140
CMBTUH	84,300	82,350	80,400	78,300	76,200	73,950	71,700	69,350	67,000	64,500	62,000	59,400	56,800	54,200	51,600
HMBTUH	100,443	99,381	98,318	97,259	96,200	95,128	94,055	93,036	92,017	91,019	90,021	89,110	88,200	87,289	86,378
WATTS	5,980	6,240	6,500	6,805	7,110	7,455	7,800	8,190	8,580	9,020	9,460	9,955	10,450	10,945	11,440
EER	14.1	13.2	12.37	11.51	10.72	9.92	9.19	8.47	7.81	7.15	6.55	5.97	5.44	4.95	4.51
COP	4.92	4.67	4.43	4.19	3.96	3.74	3.53	3.33	3.14	2.96	2.79	2.62	2.47	2.34	2.21
LV. WTR	75.02	79.97	84.92	89.86	94.81	99.76	104.7	109.65	114.6	119.55	124.5	129.46	134.41	139.37	144.32
WB TEMP.	ENTER WATER TEMP. F @ 40 GPM,														
42 DEG .	70	75	80	85	90	95	100	105	110	115	120	125	130	135	140
CMBTUH	75,300	73,500	71,700	69,800	67,900	65,850	63,800	61,600	59,400	57,150	54,900	52,500	50,100	47,700	45,300
HMBTUH	91,375	90,480	89,584	88,708	87,832	86,942	86,053	85,167	84,315	83,567	82,818	82,108	81,397	80,687	79,976
WATTS	5,960	6,225	6,490	6,790	7,090	7,430	7,770	8,150	8,550	8,990	9,430	9,925	10,420	10,915	11,410
EER	12.63	11.81	11.05	10.28	9.58	8.86	8.21	7.58	6.95	6.36	5.82	5.29	4.81	4.37	3.97
COP	4.49	4.26	4.04	3.83	3.63	3.43	3.24	3.06	2.89	2.72	2.57	2.42	2.29	2.17	2.05
LV. WTR	74.57	79.53	84.48	89.44	94.39	99.35	104.3	109.3	114.22	119.18	124.14	129.11	134.07	139.04	144